

Santiago Hills Assessment District (District) IPM Survey Results Summary

In February 2021, the City solicited input from District homeowners regarding interest in maintaining the current Integrated Pest Management (IPM) Program or evaluating an increase to assessment fees in order to transition to an organics only IPM as part of the new landscape maintenance agreement, which is expected to start in July 2021. A letter, dated February 9, was mailed to 1,475 homeowners. An email regarding the letter was also sent to the 152 individuals on the Landscape Assessment email distribution list. The information was posted on the District’s page on the City’s website, and notification of the update was sent to residents through NextDoor. Homeowners were asked to submit input through an online survey (Survey Monkey), via email, or mailing back their input. The survey was open from February 11 to 24, 2021 and the City received a total of 204 responses. The following graphs and tables present the results of the IPM survey.

Graph 1: Survey Method

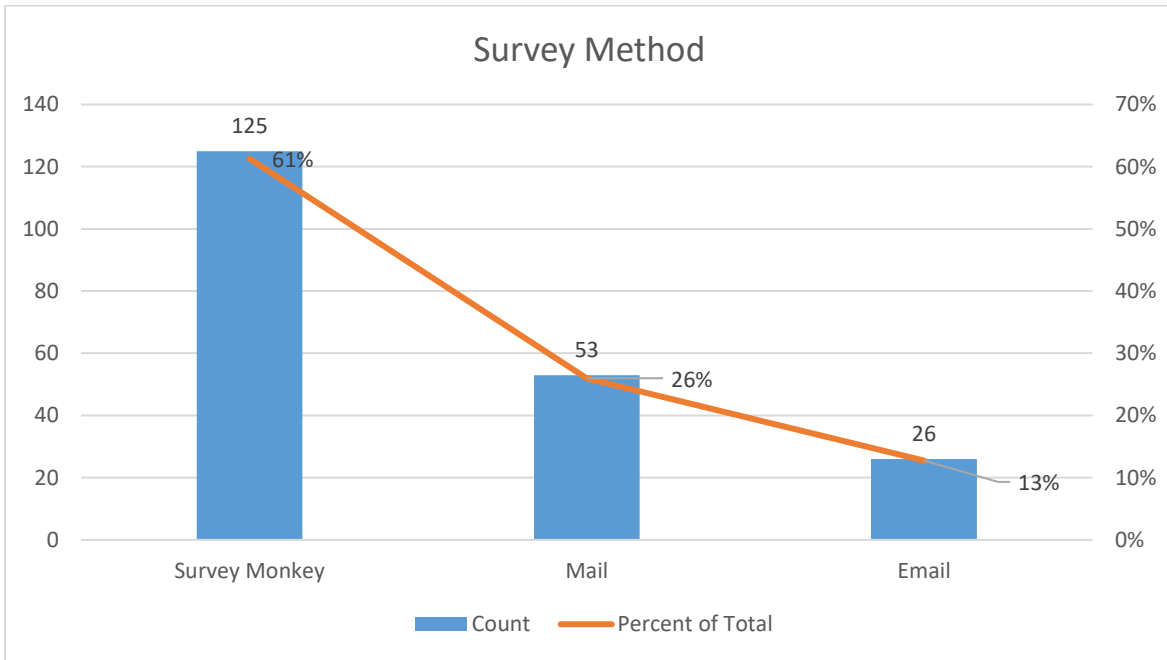


Table 1: Survey Method

Survey Method	Count	Percent of Total
Survey Monkey	125	61%
Mail	53	26%
Email	26	13%
Total	204	100%

Graph 2: IPM Preference

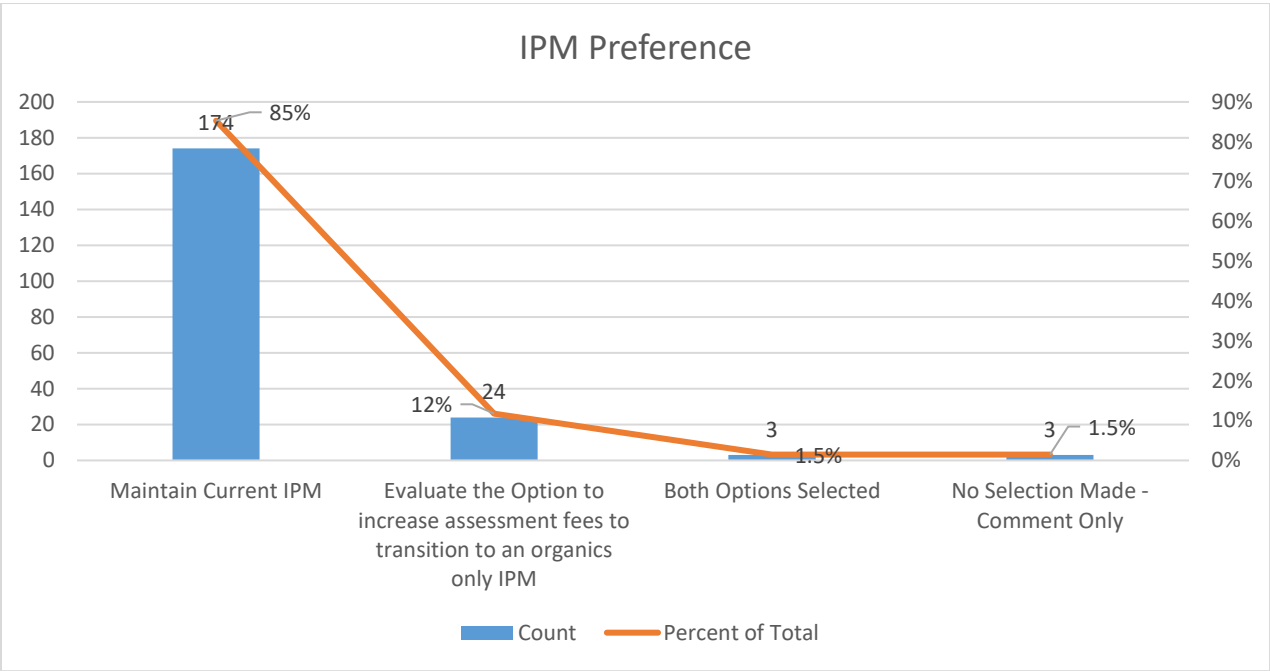


Table 2: IPM Preference

IPM Preference	Count	Percent of Total
Maintain Current IPM	174	85%
Evaluate the Option to increase assessment fees to transition to an organics only IPM	24	12%
Both Options Selected	3	1.5%
No Selection Made - Comment Only	3	1.5%
Total	204	100%

As demonstrated, 85% of the 204 survey respondents support maintaining the current IPM. A total of 1,271 homeowners did not respond to the survey.

Graph 3: Comment Topic

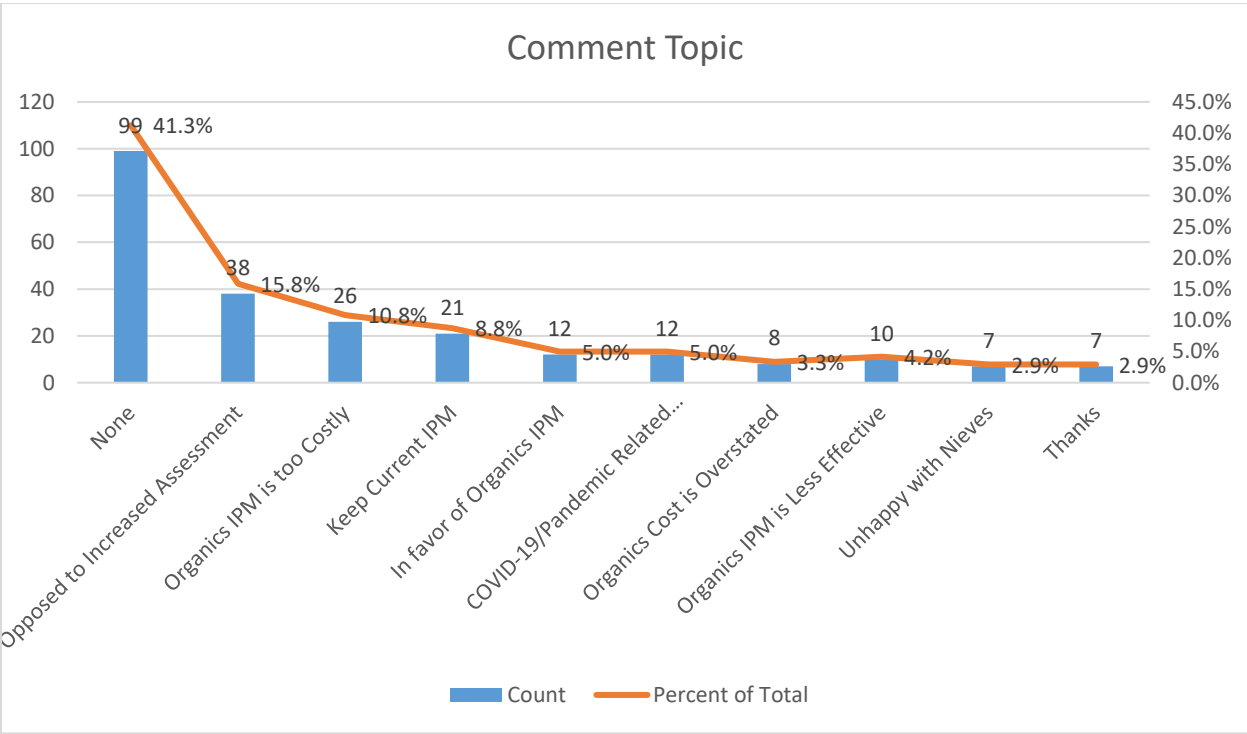


Table 3: Comment Topic

Comment Topic	Count	Percent of Total
None	99	41.3%
Opposed to Increased Assessment	38	15.8%
Organics IPM is too Costly	26	10.8%
Keep Current IPM	21	8.8%
In favor of Organics IPM	12	5.0%
COVID-19/Pandemic Related Hardship	12	5.0%
Organics Cost is Overstated	8	3.3%
Organics IPM is Less Effective	10	4.2%
Unhappy with Nieves	7	2.9%
Thanks	7	2.9%
Total	240	100%

Homeowners could provide comments in addition to their IPM selection. While the majority of participants did not offer any additional comments, some offered thoughts touching on multiple topics. Consequently, the 204 survey respondents produced a total of 240 comment topics.