



Attachment B

- Shade/Shadow Analysis (Sheets L7-L8)



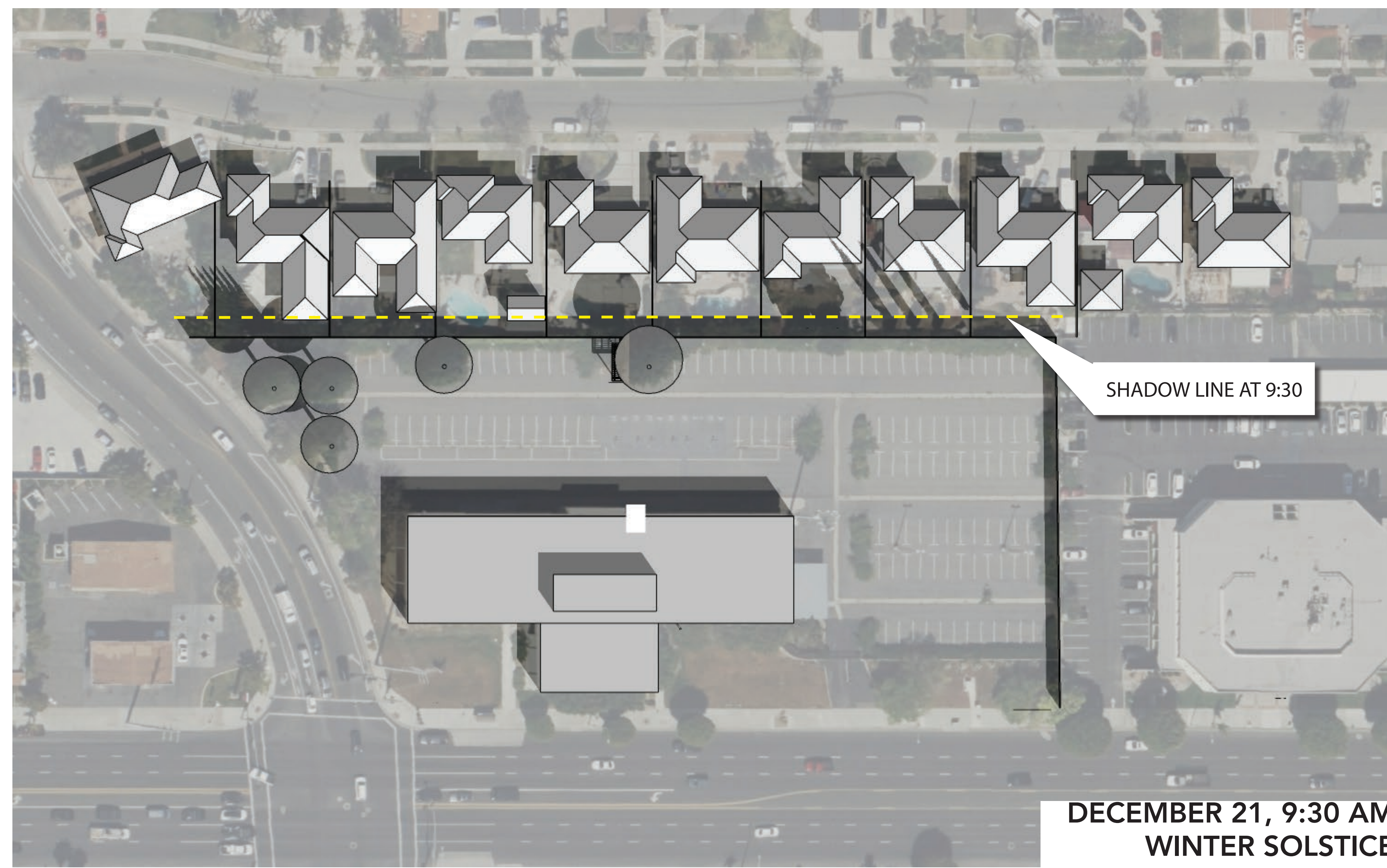
DECEMBER 21, 7:00 AM
WINTER SOLSTICE



DECEMBER 21, 7:30 AM
WINTER SOLSTICE




DECEMBER 21, 8:30 AM
WINTER SOLSTICE



DECEMBER 21, 9:30 AM
WINTER SOLSTICE


SHADOW LINE AT 9:30

INTRACORP 

Sun/Shade Existing


LAND
CONCERN
LANDSCAPE ARCHITECTURE
1750 DEERE AVE, SANTA ANA, CA 92705
O 949.250.4822 www.landconcern.com

901 E. Katella Ave
ORANGE, CA





DECEMBER 21, 7:00 AM
WINTER SOLSTICE



DECEMBER 21, 7:30 AM
WINTER SOLSTICE



DECEMBER 21, 8:30 AM
WINTER SOLSTICE



DECEMBER 21, 9:30 AM
WINTER SOLSTICE

SHADOW LINE AT 9:30

Sun/Shade Proposed

INTRACORP 

LAND
CONCERN
LANDSCAPE ARCHITECTURE
1750 DEERE AVE, SANTA ANA, CA 92705
O 949.250.4822 www.landconcern.com

901 E. Katella Ave
ORANGE, CA

